



S U Z I E

S N O W F L A K E

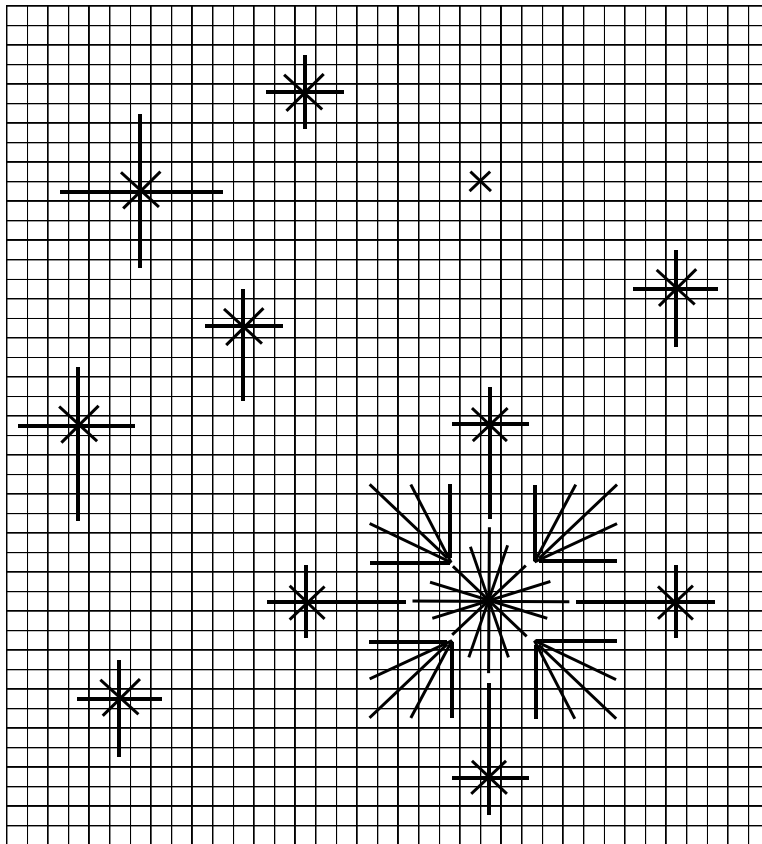
Materials:

#18 Mono Canvas – Nordic Blue – 4” x 4”

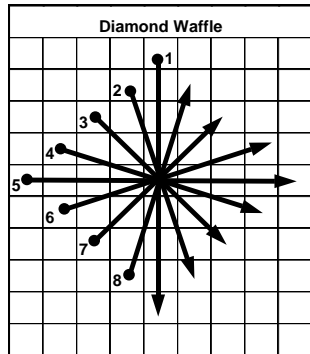
#12 Braid by Kreinik – #1432

Card Insert

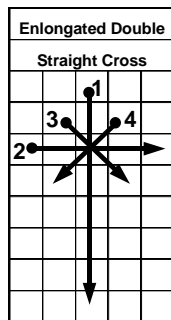
#22 Tapestry Needle



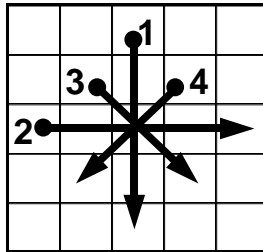
Place Diamond Waffle 26 threads in and up from the lower left hand corner.



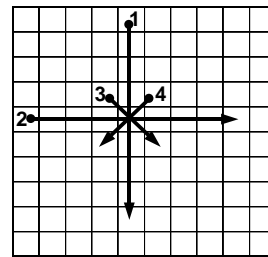

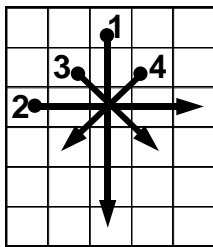
2. Work the Enlongated Double Straight Cross from the 4 points.



1. Stitch the Ray Stitch on the inside to form the 4 corners.



2. Place the remaining stitches as indicated on the chart. Samples of these stitches are included in the diagrams. Do not carry your thread underneath from stitch to stitch as it will s



Enjoy and Merry Christmas

